

Woodford County High School



Weekly Student Bulletin



Tuesday 6th September 2022

Issue No 51

Welcome to Bulletin No 51

The aim of this bulletin is to give you important information and reminders from your Heads of Year or other members of staff.

It will include information about events taking place at and around school that you can take part in.

Also there will be wellbeing and support advice as well as reminders about how to access support if you should need it.

**Welcome to our
new Year 7s/12s
and welcome back
to all other
students**

In this edition:

Street Tag
Share Kindness Online – 10 Ways
Brighten Someone's Day Online
Online Bullying
Important Safeguarding Information
Maths Club
PE Extra Curricular Timetable
The Parallel Universe
Ms Horn's Webinar ideas, Autumn editions
Meet the Safeguarding and Pastoral Team
Wellbeing pages: Anxiety Strategies/Anger Management Techniques
50 Ways to Take a Break
99 Coping Skills
General Wellbeing
The Body Scan and Beditation/Everyday Mindfulness/
Mindful Walking
My Circle of Control
Help Lines – mental health
Bereavement help line
Drug and Alcohol Help and Advice line
LGBTQ+
Pride Youth Network meetings
Tootoot
Chingford Cricket Club
Redbridge Youth Hub

Street Tag

Download the Street Tag App and scan the QR code to join the Woodford County High School Street Tag Team.

Youth Travel Ambassadors



10 Ways You Can SHARE KINDNESS ONLINE

Last year, around one in five young people aged 10–15 in England and Wales admitted experiencing online bullying: most commonly being insulted or sworn at, or having hurtful messages sent about them. To someone who's being bullied, the world can seem like a bleak, negative place – but just one kind word can be a ray of hope: a turning point that brightens their day and refreshes their perspective. That's why 'One Kind Word' is the theme of Anti-Bullying Week 2021. We're supporting this year's event by bringing you ten top tips for beating online bullying by replacing it with kindness.

1 PRAISE WHERE IT'S DUE

Sometimes a friend or relative might post online about something they're proud to have achieved: maybe an exam they've passed, a new skill they've learned or a task they've completed. Celebrate their hard work and determination by being kind enough to praise them for it publicly.

2 REACH OUT

It's not always easy to tell what kind of mood someone is in just from what they post online. Simply dropping somebody a message to say 'hi', to ask if they're OK or to tell them that you're thinking of them could totally make their day.

3 RECOMMEND FUN THINGS

If there's something you enjoy doing online – perhaps you play a particular game, or you've found a really cool site – share it with someone you think will enjoy it. Even recommending a film or TV show you think they'll like can bring a little happiness to someone who really needs it.

4 OFFER TO HELP

Sometimes you might see a friend or family member posting a question online or asking for help with something they can't do themselves. Don't just ignore it – if you can help, get in touch. Something that's difficult for them might be no trouble for you!

5 POST POSITIVELY

Lots of people seem to go online purely to complain about things or be negative. Just because you're communicating online (and not face to face) doesn't mean you can't be positive, though! Post about things that make you happy and that you're thankful for. It could brighten someone else's day.

6 SHOW YOUR APPRECIATION

If somebody that you know has done something positive or shown kindness themselves, go online and thank them with a message or a post. Expressing your gratitude costs nothing and showing someone that you appreciate them will really make them feel good.

7 BE UNDERSTANDING

Showing empathy towards others is an act of online kindness which often gets overlooked. If you notice that someone you know is upset, drop them a message. Sometimes people just need someone else to listen to them and understand their situation.

8 SHARE INSPIRATIONAL POSTS

When you see something online that inspires you or makes you feel happy, share it with people you know. A spot-on quotation, a beautiful photo or an uplifting video can lift someone's spirits and help them to feel better about life.

9 THINK BEFORE COMMENTING

Thinking before we act can be just as important as acting in the first place. Taking a second to consider what you're saying in advance could stop you from posting something negative, hurtful or offensive – even if you don't mean to. It's better to post positively or not post at all.

10 LIKE, LOVE AND ENGAGE

If somebody posts something that you like on social media, don't just scroll past – take the time to like it, love it or leave an appreciative comment! Reacting positively to other people's posts might seem like a small gesture but could mean a lot to them.

Meet Our Expert

Carly Page is an experienced technology journalist with more than 10 years of experience in the industry. Previously the editor of tech tabloid The Inquirer, Carly is now a freelance technology journalist, editor and consultant.



NOS National Online Safety®
#WakeUpWednesday



www.nationalonlinesafety.com



@natonlinesafety



/NationalOnlineSafety



@nationalonlinesafety

Users of this guide do so at their own discretion. No liability is entered into. Current as of the date of release: 17.11.2021

BRIGHTEN SOMEONE'S DAY ONLINE

Tiny actions can have a huge impact. Here are our suggestions for making someone smile online!

VIDEO
CALL A
RELATIVE

SHARE
UPBEAT
PLAYLISTS

SHARE A
FUNNY
POST

SHARE
THROWBACK
PHOTOS

BE KIND
IN THE
COMMENTS

SEND
HAPPY
VOICE
NOTES

PLAY
GAMES
WITH
MATES

SEND
A KIND
MESSAGE

Share posts
FROM YOUR FAVOURITE
CHARITIES

Share
GOOD
NEWS

COMIC
RELIEF

RED
NOSE
DAY



National
Online
Safety®

#WakeUpWednesday

What children need to know about

ONLINE BULLYING



What is online bullying?

ONLINE BULLYING – ALSO KNOWN AS CYBERBULLYING – IS BULLYING THAT TAKES PLACE ON THE INTERNET OR VIA ELECTRONIC DEVICES AND MOBILE PHONES. IT CAN INCLUDE:

1. SENDING SOMEONE MEAN OR THREATENING EMAILS, DIRECT MESSAGES OR TEXT MESSAGES
2. HACKING INTO SOMEONE'S ONLINE ACCOUNT
3. BEING RUDE OR MEAN TO SOMEONE WHEN PLAYING ONLINE GAMES
4. POSTING PRIVATE OR EMBARRASSING PHOTOS ONLINE OR SENDING THEM TO OTHERS
5. CREATING FAKE SOCIAL MEDIA ACCOUNTS THAT MOCK SOMEONE OR TRICK THEM
6. EXCLUDING SOMEONE FROM AN ONLINE CONVERSATION OR BLOCKING THEM FOR NO REASON

BE KIND ONLINE

BEFORE PRESSING 'SEND' ON COMMENTS, ASK YOURSELF THESE 3 QUESTIONS...

1. WHY AM I POSTING THIS?
2. WOULD I SAY THIS IN REAL LIFE?
3. HOW WOULD I FEEL IF SOMEBODY SAID THIS TO ME?



National
Online
Safety

#WakeUpWednesday



Why does it happen?

GOING ONLINE MAKES IT EASIER FOR PEOPLE TO SAY AND DO THINGS THEY PROBABLY WOULDN'T DO FACE TO FACE. ONLINE BULLIES DON'T GET TO SEE THEIR VICTIMS' REACTIONS IN REAL LIFE, SO THIS CAN COOON THEM FROM THE REAL DAMAGE THAT THEY ARE DOING. QUITE OFTEN, PEOPLE BULLY BECAUSE THEY ARE GOING THROUGH SOMETHING DIFFICULT THEMSELVES AND TAKING IT OUT ON OTHERS IS THE ONLY WAY THEY KNOW HOW TO GET CONTROL OF THEIR OWN EMOTIONS.

How does it feel to be bullied?

BEING BULLIED CAN IMPACT ON YOUR SELF-ESTEEM, CONFIDENCE AND SOCIAL SKILLS. BECAUSE IT HAPPENS ON YOUR PHONE, TABLET OR COMPUTER, IT CAN FEEL LIKE YOU ARE UNDER THREAT EVEN WHEN YOU'RE IN A SAFE ENVIRONMENT, SUCH AS YOUR BEDROOM. DON'T FORGET...IT IS NOT YOUR FAULT IF YOU'RE BEING BULLIED.



Am I an online bully?

SOMETIMES IT ISN'T OBVIOUS THAT WHAT YOU ARE DOING IS WRONG, BUT IF YOU USE DIGITAL TECHNOLOGY TO UPSET, ANGER OR EMBARRASS SOMEONE ON PURPOSE, THIS MEANS YOU'RE INVOLVED IN ONLINE BULLYING. IT MIGHT BE AS SIMPLE AS 'LIKING' A MEAN POST, LAUGHING AT AN ONLINE VIDEO, OR SPREADING A RUMOUR. BUT THE PERSON BEING BULLIED COULD FEEL LIKE THEY ARE BEING GANGED UP ON. THINK ABOUT HOW IT WOULD MAKE YOU FEEL IF IT HAPPENED TO YOU. EVERYONE CAN MAKE MISTAKES, BUT IT'S IMPORTANT TO LEARN FROM THEM – GO BACK AND DELETE ANY UPSETTING OR NASTY POSTS, TWEETS OR COMMENTS YOU'VE WRITTEN.

Who do I tell?

YOU DON'T HAVE TO DEAL WITH THE BULLYING ON YOUR OWN. TALK TO AN ADULT THAT YOU TRUST – A PARENT, GUARDIAN, OR TEACHER. MOST WEBSITES, SOCIAL MEDIA WEBSITES AND ONLINE GAMES OR MOBILE APPS LET YOU REPORT AND BLOCK PEOPLE WHO ARE BOTHERING YOU. YOU COULD ALSO CONTACT CHILDLINE (WWW.CHILDLINE.ORG.UK), WHERE A TRAINED COUNSELLOR WILL LISTEN TO ANYTHING THAT'S WORRYING YOU – YOU DON'T EVEN HAVE TO GIVE YOUR NAME.



How do I prove it?

WHEN CYBERBULLYING HAPPENS, IT IS IMPORTANT TO DOCUMENT AND REPORT THE BEHAVIOUR, SO IT CAN BE ADDRESSED – RECORD THE DATES AND TIMES WHEN CYBERBULLYING HAS OCCURRED, AND SAVE AND PRINT SCREENSHOTS, EMAILS, AND TEXT MESSAGES.

How can I stay safe?

MAKE SURE YOUR PRIVACY SETTINGS ARE SET SO THAT ONLY PEOPLE YOU KNOW AND TRUST CAN SEE WHAT YOU POST. NEVER GIVE OUT PERSONAL INFORMATION ONLINE, SUCH AS IN PUBLIC PROFILES, CHAT ROOMS OR BLOGS, AND AVOID FURTHER COMMUNICATION WITH THOSE SENDING THE MESSAGES. KEEP AWARE OF FAKE PROFILES AND INTERNET USERS PRETENDING TO BE SOMEONE THAT THEY ARE NOT.



IMPORTANT SAFEGUARDING INFORMATION

Dear All

Below is a link to safeguarding information from the NSPCC. It also contains very helpful information to make you aware of the dangers that young people may face. Please take a look it is very informative.

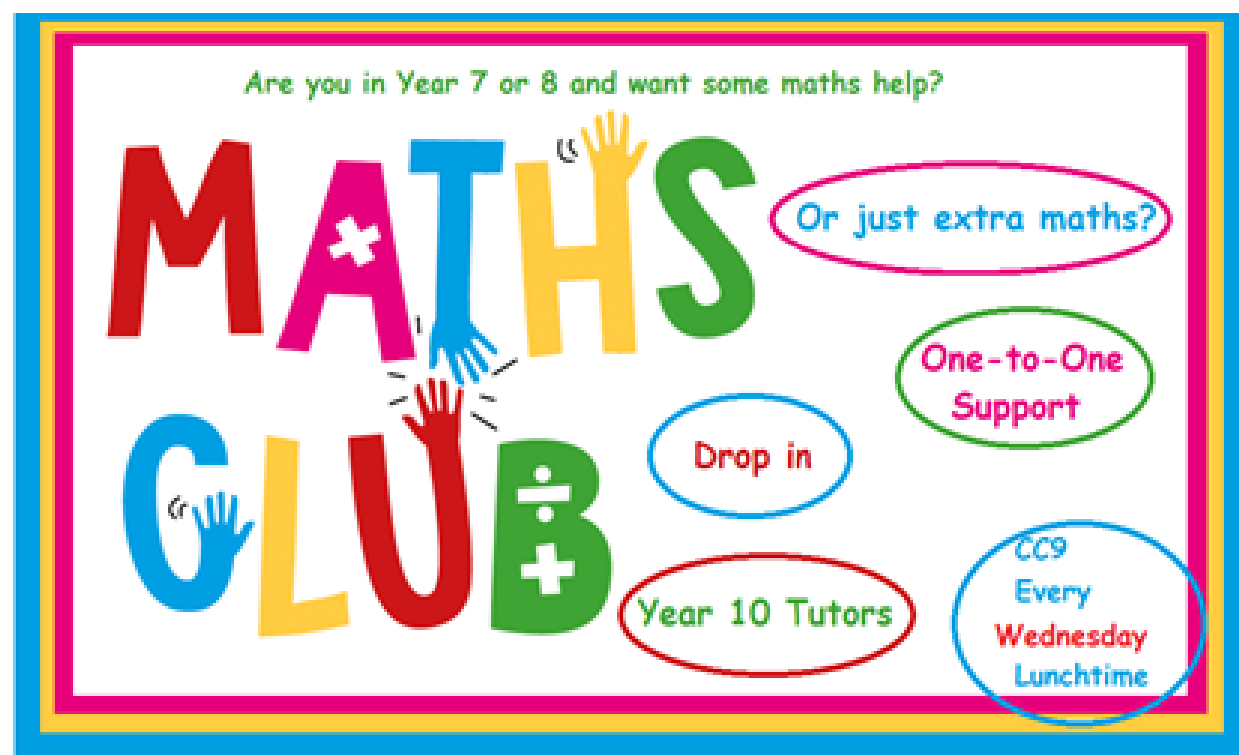
It includes some information about bullying and cyberbullying; child sexual exploitation; criminal exploitation and gangs; online abuse, child trafficking; sexual abuse; domestic abuse, emotional abuse, female genital mutilation, neglect, non-recent abuse and physical abuse.

<https://www.nspcc.org.uk/what-is-child-abuse/types-of-abuse/>

If anything you read rings true to you, please come and speak to either Mrs Greenfield, Mrs Holman, Mrs Menon, Mrs Sawyer or Ms Marku.

Be safe

Mrs Greenfield



Maths Club is a drop in session open to all Year 7 and Year 8 students run by Ms Gribble and older students. Students will normally receive one-to-one support and can ask for maths challenges or specific maths topics they would like help with.

The sessions start at 1:40pm and finish by 2:20pm in CC9.

P.E. EXTRA-CURRICULAR TIMETABLE

Clubs will be starting from next week (12th September).

Year7 netball trials on Wednesday next week which is the 14th September

	<u>Mon</u>	<u>Tues</u>	<u>Weds</u>	<u>Thurs</u>	<u>Fri</u>
<u>Before School</u> <u>7.50-8.20am</u>	All Years – Badminton Sports Hall KST	All Years – Volleyball Sports Hall VJA			
<u>Lunchtime</u> <u>1.30-2pm</u>	All Years – Basketball Sports Hall VJA All years Dance Dance studio STA	All years football Sports Hall/Field STA		Badminton Sports Hall VJA All years Fitness Dance Studio/Field STA All Years – Athletics Sports Hall/Field KRI	
<u>After-school</u> <u>3.45-4.45pm</u>	A.S.C self defence Sports hall All years – Games (dodgeball / kickball etc.) Courts KST	Boxing External Coach Year 10 & 11 (Sign up required) KRU A.S.C JIU JITSU Sporthall	Netball Training/Fixture (courts) STA VJA KRU KRI	Trampolining – All Years KRU A.S.C DANCE DANCE STUDIO	

WCHS - ECTT – Term 1

Term 1 sports – Rugby, Netball, Football, Volleyball, Trampolining, Badminton,

Basketball, Dance, Fitness, GCSE Theory, Cross Country

STA: 4	VJA: 4	KRU: 3	KRI: 2	KST: 2	SD: 1
---------------	---------------	---------------	---------------	---------------	--------------



The Parallel Universe

Dear Parents and Students,

This is a quick note to recommend a website that offers students a chance to complete some extra maths each week, building on the work done in the classroom.

The Parallel Universe:

- is completely free;
- offers a weekly maths problem sheet, known as a Parallelogram;
- offers a live online maths circles, where students can learn from some of the best maths educators in the world;
- offers programmes tailored to each age group, from 9 to 18 years old;
- awards certificates and diplomas to students who complete Parallelograms and attend Maths Circles.

There is no obligation to get involved, but we think this is a great opportunity for keen maths students to stretch themselves and explore mathematical concepts beyond the classroom. This is also ideal for students who want to go on to study science or engineering.

The Parallel Universe is the brainchild of Dr Simon Singh MBE, whose book about Fermat's Last Theorem was the first maths book to become a No. 1 bestseller in the UK. He will be delivering many of the maths circles and he has created all of the Parallelograms.

Students or parents can find out more or create a free account by visiting parallel.org.uk

<https://parallel.org.uk/short-note>

Yours sincerely,

Ms Lloyd

Head of Mathematics

Autumn 2022 Webinars

See Mrs Horn, In the Library for further details.




September 2022

- 15th September @ 4.15pm Criminology: Miscarriages of Justice
- 20th September @ 4.30pm Applying to University: Personal Statement Focus
- 21st September @ 9.10am English: Methods of Language Analysis (KS5)
- 21st September @ 4.15pm Geography: Global Commons
- 26th September @ 3.45pm Liberal Arts & Natural Sciences: Problem Solving (Session 1) (KS5)
- 26th September @ 4.30pm Forensic Science: Finding, Testing & Analysing Evidence (KS5)
- 27th September @ 2pm Psychology: Social Influence
- 28th September @ 3.35pm MFL: Extremism in France
- 29th September @ 4.15pm Think Tank: Food Supply & Food Inflation

See Mrs Horn, in the Library for further details.

Meet your Safeguarding and Pastoral Team

			
Ms Pomeroy Headteacher & Deputy Designated Safeguarding Lead	Mrs Greenfield Assistant Headteacher & Designated Safeguarding Lead	Ms Hasler Head of Sixth Form	Mr Saxton SEND Coordinator

		Photos to follow	
Mrs Holman Student Guidance Officer & Deputy Designated Safeguarding Lead	Mrs Marku Student Guidance Assistant	Mrs Kaye Health and Welfare Officer Miss Bird Health and Welfare Assistant	SEND Officer

KEYS STAGE 3		
Mrs Hawks Head of Year 7	Ms Keith Head of Year 8	Mr Mills Head of Year 9

KEY STAGE 4		KEY STAGE 5	
Mrs Siddiq Head of Year 10	Ms Hossein Head of Year 11	Mrs Easton Head of Year 12	Ms Valente Head of Year 13



Strategies that can help with anxiety:

Breathe slowly and deeply.

You can count slowly to five as you breathe in, and then five as you breathe out. If this is too much, try starting with shorter counts. If it works gradually breathe out for one or two counts longer than you breathe in. This can help your body to relax.

Think of a safe and relaxing place in your mind.

It could be your bedroom, a grandparent's house, a favourite place in nature or somewhere you have been on holiday. Sometimes holding a memento of a relaxing place, like a seashell or pebble, can help.

Try using all five senses together.

Connecting with what you can see, touch, hear, smell and taste can bring you closer to the present moment and reduce the intensity of your anxiety. You might think about five things you can see, four things you can touch, three things you can hear, two things you can smell and one thing you can taste.

Try to do something that helps you to feel calmer.

This could be running, walking, listening to music, painting, drawing or colouring-in, writing in a journal, baking, watching a favourite film or reading a favourite book.

Remember that everyone is different, and that over time you will find the things that work best for you in these moments.

Anger Management Techniques

Relaxation

Not all anger is misplaced, and often it's a healthy, natural response to difficulties.

Simple relaxation tools, such as deep breathing and relaxing imagery, can help calm down angry feelings.

Some simple steps you can try:

- Breathe deeply, from your diaphragm; breathing from your chest won't relax you. Picture your breath coming up from your "gut."
- Slowly repeat a calm word or phrase such as "relax," "take it easy." Repeat it to yourself while breathing deeply.
- Use imagery; visualize a relaxing experience, from either your memory or your imagination.
- Nonstrenuous, slow yoga-like exercises can relax your muscles and make you feel much calmer.

Practice these techniques daily. Learn to use them automatically when you're in a tense situation.

Restructure your thoughts

When you're angry, your thinking can get very exaggerated and overly dramatic. Try replacing these thoughts with more rational ones. For instance, instead of telling yourself, "oh, it's awful, it's terrible, everything's ruined," tell yourself, "it's frustrating, and it's understandable that I'm upset about it, but it's not the end of the world and getting angry is not going to fix it anyhow" and may make me feel worse. Logic defeats anger, because anger, even when it's justified, can quickly become irrational. So use cold hard logic on yourself. Remind yourself that the world is "not out to get you," you're just experiencing some of the rough spots of daily life.

Problem Solving

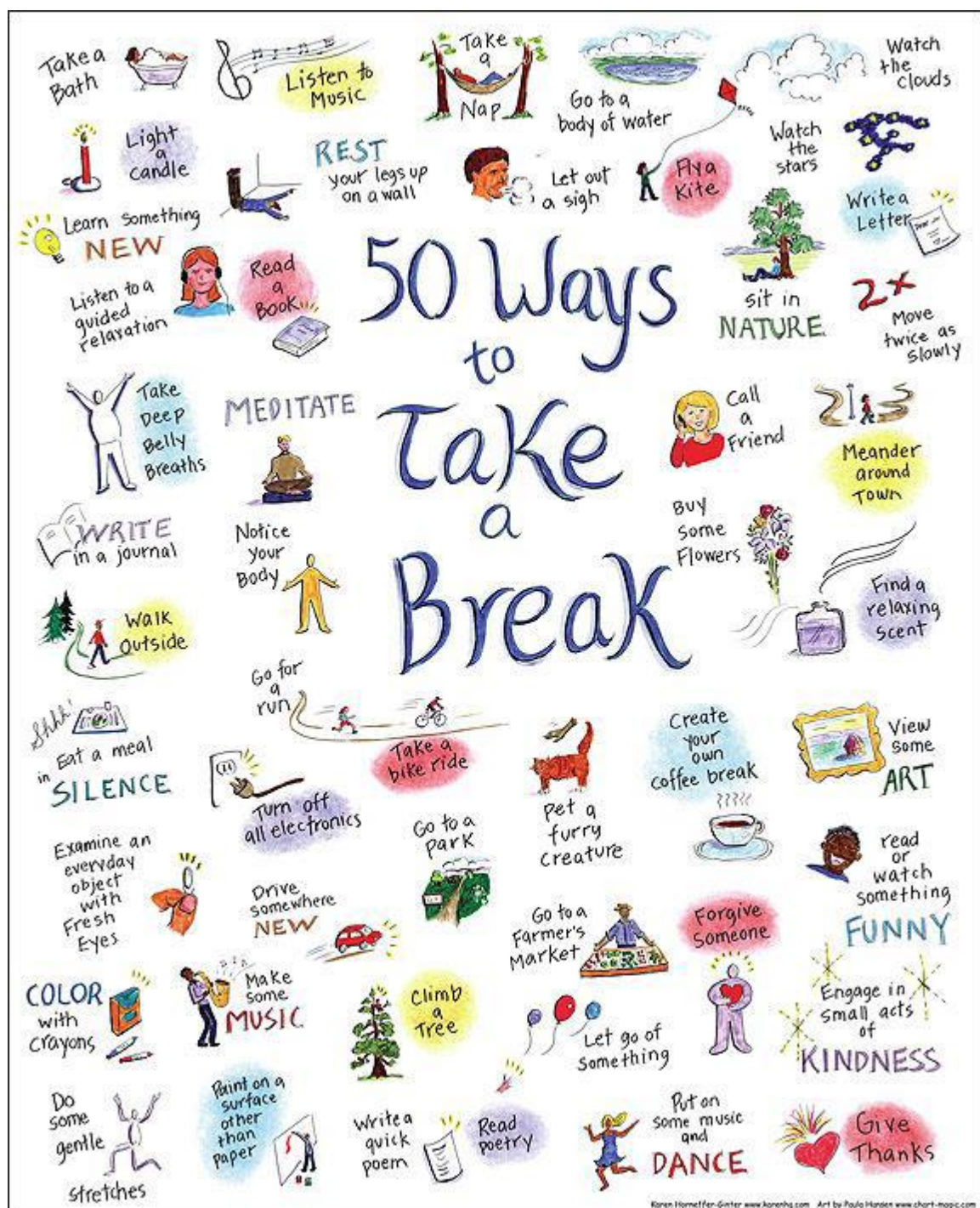
Sometimes, our anger and frustration are caused by very real and inescapable problems in our lives. Not all anger is misplaced, and often it's a healthy, natural response to these difficulties.

Make a plan, and check your progress along the way. Resolve to give it your best, but also not to punish yourself if an answer doesn't come right away.

Continued./.....

Better Communication

Angry people tend to jump to—and act on—conclusions, and some of those conclusions can be very inaccurate. The first thing to do if you're in a heated discussion is slow down and think through your responses. Don't say the first thing that comes into your head, but slow down and think carefully about what you want to say. At the same time, listen carefully to what the other person is saying and take your time before answering. Try not to let your anger during a discussion spin out of control. Keeping your cool can keep the situation from becoming a disastrous one.



99 Coping Skills

1. Exercise (running, walking, etc.).
2. Put on fake tattoos.
3. Write (poetry, stories, journal).
4. Scribble/doodle on paper.
5. Be with other people.
6. Watch a favorite TV show.
7. Post on web boards, and answer others' posts.
8. Go see a movie.
9. Do a wordsearch or crossword.
10. Do schoolwork.
11. Play a musical instrument.
12. Paint your nails, do your make-up or hair.
13. Sing.
14. Study the sky.
15. Punch a punching bag.
16. Cover yourself with Band-Aids where you want to cut.
17. Let yourself cry.
18. Take a nap (only if you are tired).
19. Take a hot shower or relaxing bath.
20. Play with a pet.
21. Go shopping.
22. Clean something.
23. Knit or sew.
24. Read a good book.
25. Listen to music.
26. Try some aromatherapy (candle, lotion, room spray).
27. Meditate.
28. Go somewhere very public.
29. Bake cookies.
30. Alphabetize your CDs/DVDs/books.
31. Paint or draw.
32. Rip paper into itty-bitty pieces.
33. Shoot hoops, kick a ball.
34. Write a letter or send an email.
35. Plan your dream room (colors/furniture).
36. Hug a pillow or stuffed animal.
37. Hyperfocus on something like a rock, hand, etc.
38. Dance.
39. Make hot chocolate, milkshake or smoothie.
40. Play with modeling clay or Play-Dough.
41. Build a pillow fort.
42. Go for a nice, long drive.
43. Complete something you've been putting off.
44. Draw on yourself with a marker.
45. Take up a new hobby.
46. Look up recipes, cook a meal.
47. Look at pretty things, like flowers or art.
48. Create or build something.
49. Pray.
50. Make a list of blessings in your life.
51. Read the Bible.
52. Go to a friend's house.
53. Jump on a trampoline.
54. Watch an old, happy movie.
55. Contact a hotline/ your therapist.
56. Talk to someone close to you.
57. Ride a bicycle.
58. Feed the ducks, birds, or squirrels.
59. Color with Crayons.
60. Memorize a poem, play, or song.
61. Stretch.
62. Search for ridiculous things on the internet.
63. "Shop" on-line (without buying anything).
64. Color-coordinate your wardrobe.
65. Watch fish.
66. Make a CD/playlist of your favorite songs.
67. Play the "15 minute game." (Avoid something for 15 minutes, when time is up start again.)
68. Plan your wedding/prom/other event.
69. Plant some seeds.
70. Hunt for your perfect home or car on-line.
71. Try to make as many words out of your full name as possible.
72. Sort through your photographs.
73. Play with a balloon.
74. Give yourself a facial.
75. Find yourself some toys and play.
76. Start collecting something.
77. Play video/computer games.
78. Clean up trash at your local park.
79. Perform a random act of kindness for someone.
80. Text or call an old friend.
81. Write yourself an "I love you because..." letter.
82. Look up new words and use them.
83. Rearrange furniture.
84. Write a letter to someone that you may never send.
85. Smile at least five people.
86. Play with little kids.
87. Go for a walk (with or without a friend).
88. Put a puzzle together.
89. Clean your room /closet.
90. Try to do handstands, cartwheels, or backbends.
91. Yoga.
92. Teach your pet a new trick.
93. Learn a new language.
94. Move EVERYTHING in your room to a new spot.
95. Get together with friends and play Frisbee, soccer or basketball.
96. Hug a friend or family member.
97. Search on-line for new songs/artists.
98. Make a list of goals for the week/month/year/5 years.
99. Face paint.

BOYS TOWN
National Hotline

www.yourlifeyourvoice.org



If you are finding things challenging, as we all do from time to time, do remember to check that you are including the 5 ways to well-being in your daily life, in whatever way you can. Remember the 5 ways to well-being are:

Connect (Talk and Listen, feel connected, be there)

Be Active (Do what you can: Enjoy what you do: Move your mood)

Take Notice (Remember the simple things that give you joy)

Keep Learning (Embrace new experience, see opportunities, surprise yourself)

Give (Your time, your words, your presence)

It is often helpful to talk through concerns or worries with family or a friend so do both reach out to others and be there for your friends and family should they need to talk to you. Sometimes talking through a worry can really help.

Sometimes it may be helpful for you or a friend to access support to access help outside of or in addition to family and/or friends. You can contact the school in several ways to do this and there are various people who can offer help and support.

CONFIDENTIALITY

If you speak to a member of school staff about a private matter this will usually remain confidential between you and that member of staff. If the member of staff thinks that it is a good idea to involve someone else such as another member of staff, an external agency or your parents they would talk to you about this and get your consent. However, all members of staff have a duty to pass on information to only the school Safeguarding Team if they had concerns about your own safety or that of another member of the school community. The Safeguarding Team is limited to Mrs Greenfield and Mrs Holman.

HOW TO ACCESS SUPPORT

Tootoot – this is a way of contacting the school anonymously. You can access Tootoot from the School Website and you would have been sent a login to your school email at the start of the year. You can use Tootoot to get help with problems that you are having at school or to report something you are worried about. There is a small selection of staff who will receive your message when it is sent and will endeavour to answer as soon as they can.

Form tutor – the first place you should go if you have any problems is to your form tutor. They will offer advice if they can and /or will direct you to the relevant person in the school who can help. Currently you may be able to speak to your tutor at the end of a Teams Meeting or by emailing into the relevant KS Administrator asking your Form Tutor to contact you (you would not need to give any details). You could also get a message to them through Tootoot but would need to give your name so that they would know who to contact.

Head of Year – form tutors usually work closely with Head of Year. You can also go directly to your Head of Year if you would prefer to do this.

Continued below/

Student Guidance Team – Mrs Holman and Ms Menon are available to speak to you if you have a problem, whether related to school or more personal and will guide you as to the best way to deal with the problem. They may offer to see you again themselves or advise you to see a school counsellor.

School Counsellor – Feeling overwhelmed? Scared because your parents are splitting up? Feel like you don't fit in? Sometimes it's just not possible to sort through tough times alone. Problems can build up and you may lose sleep, find you can't concentrate on school work/homework, or even become depressed. When you need to talk to someone, your school counsellor can be a great person to help you through your bad times. They will listen and help. They'll take your problem seriously and work with you to find a good solution. School counsellors are trained to help with most issues. Please speak to your Form Tutor or other member of staff or enquire via Tootoot. Speaking to a counsellor is informal, just like a chat.

Counselling is very informal, like having a chat and the Counsellors may ask questions or give advice. The sessions are about you and is your time to speak about what is worrying you.

The Body Scan

Mindfully scanning through the body, starts with breathing into the toes and feet, working all the way up the legs into the abdomen, through the belly and upper torso, moving to the hands and arms, the shoulders and neck, then into the face and back of the head, and finally ends at the crown. Lying down meditation focuses attention systematically on the whole body. Widening the scope of awareness to include every part of our physical being, this practice reminds us that we are more than simply residents of our own head.

It can be especially recuperative if we allow ourselves to rest in the awareness of being completely relaxed and supported for 10 – 20 minutes each day. A body scan carried out when we are fully awake can revitalise our sense of being alive and present in the moment. Alternatively, our intention may be to fall asleep as we go about deeply relaxing each body part in turn while focusing on breathing into and letting go of tensions that have accumulated during the day.

TRY THIS:

Beditation

1. Lie down on your back in a safe space where you won't be disturbed.
2. Cover yourself with a blanket to keep warm. Or settle down in your bed to sleep.
3. Allow your eyes to close.
4. Place your hands on your belly and gently settle your attention on the rising and falling of your diaphragm as you breath in and out.
5. Take a few moments to feel your whole body lying there, register where you notice the points of contact with the mat or the bed.
6. Take an intentional breath in & imagine the vitality of the inhalation travelling all the way down to into your toes and feet. As you exhale, notice any sensations you feel there.
7. When you are ready to leave the toes and feet, take a deeper breath in and allow any tension or discomfort you find to dissolve in awareness as you exhale and move your attention up into the lower legs and knees.
8. Continue to move up through the rest of your body. If you experience any discomfort such as cramp, it's best to release the tension by moving or massaging away the discomfort before continuing with the scan.
9. The important point is to allow yourself to fully relax, and to drift into sleep as your body pulls you in that direction.
10. If you wish to remain awake, try doing the body scan on a yoga mat with your eyes open during the day.

Here is a link to Professor Mark Williams 40-minute, guided, body scan meditation:

www.youtube.com/watch?v=OyRNHvPPNbE

Everyday Mindfulness

Mindfulness Based Stress Reduction or MBSR is based on the principle of bringing full awareness to the present moment. This detached attitude of mind helps us recognise the physical symptoms of stress and uses focus on the breath to reduce the anxiety caused by constant rumination and worry.

Insight into our habitual thought patterns brings new understanding and increases our ability to focus our attention where it is needed most. The clarity of mind that comes with regular practice explains the renewed interest in this ancient skill, at a time when there is much each of us needs to do to look after our health, the health of others, and protect the biosphere that is our beautiful planet.

A series of calming, guided meditations from the Oxford Mindfulness Centre can be accessed online free of charge. Their website also includes a helpful information section written with young people in mind.

www.oxfordmindfulness.org

TRY THIS:

Being in the present moment

Set aside 10 minutes after a busy day at school. Find a place to sit comfortably where you will not be disturbed. Lower your gaze or let your eyes close. Rest your hands on your lap, palms upwards or fold your hands together. Breathing through your nose, notice where you feel the sensations of inhalation and exhalation most vividly.

Your thinking mind will pull for your attention, when it does, consciously bring your awareness back to the physical sensations of sitting and breathing. Remain upright, so you stay awake. Adjust your posture from time to time if you feel uncomfortable. Imagine you are a mountain.

Emma Liebeskind
Mindfulness Teacher
Sixth Form Enrichment

Mindful Walking

Walking is something we do every day without stopping to give it a second thought. Given the option, most of us would rather take a lift than walk to the shops. But this simple form of exercise has many stress relieving benefits.

Shirin Yoku or forest bathing is a form of meditative walking that is very popular in Japan. Designed to help people take time away from their screens, Shirin Yoku trails are chosen for their beauty and tranquillity. Forest bathing is known to improve immune function and lowers anxiety.



Mindful walking has been scientifically proven to reduce the harmful physical effects of stress and increase peace of mind. It can be practised outdoors anywhere you feel safe enough to walk with greater awareness.

The steps that follow describe how to perform mindful walking:

Preparation for mindful walking:

- Find somewhere safe to walk where you will not be disturbed: your garden, a city park, country lane, or a busy street – are all equally good.
- Wear comfortable clothing and shoes for walking.
- Stand still and become aware of how you feel.
- Consider your posture, the weight of your body, feet in your shoes, and your muscles as you balance.

Mindful walking instructions:

- Take a few deep breaths and slowly bring your awareness into the present.
- As you begin walking notice how your feet feel when they make contact with the ground.
- Slow down and notice the sights & sounds around you.
- Deepen your breathing if it feels comfortable.
- When your mind drifts, gently guide your thoughts back to the sensations of walking and breathing.
- Continue walking for as long as you feel safe and comfortable.

Mindful walking is free and doesn't require any specialist equipment. Half-term may provide the perfect moment for you to try this form of moving meditation for yourself.

Emma Liebeskind
Mindfulness Teacher
Sixth Form Enrichment



TALK & LISTEN,
BE THERE,
FEEL CONNECTED



DO WHAT YOU CAN,
ENJOY WHAT YOU DO,
MOVE YOUR MOOD



REMEMBER
THE SIMPLE
THINGS THAT
GIVE YOU JOY



EMBRACE NEW
EXPERIENCES,
SEE OPPORTUNITIES,
SURPRISE YOURSELF



Your time,
your words,
your presence

MY CIRCLE OF CONTROL

I WILL FOCUS ON WHAT I CAN CONTROL



THINGS THAT ARE OUT OF MY CONTROL

What other people do

Things from the past

Other people's choices

What other people say

How other people feel

The weather

Helpful websites:

You can text: YM to 85258 for free 24/7 support

<https://youngminds.org.uk/>

Online well-being platform that is accessible through mobile, tablet and desktop and free.

<https://www.kooth.com/>

HOPELINEUK (PAPYRUS)

Phone: 0800 068 4141

<https://www.papyrus-uk.org/>

Email: pat@papyrus-uk.org

Text: 07860039967

(Mon – Fri 0900 – 2200 and Sat – Sun 1400 – 2200)

YOUNG MINDS

kooth



Sexual Abuse

There is a helpline run by the NSPCC and is available to current or past victims as well as parents, carers or professionals with concerns. The number is 0800 136 663. The helpline is free and anonymous, and will be open Monday to Friday from 8am – 10pm and Saturday to Sunday from 9am – 6pm.



The Mix Crisis Messenger



CRISIS TEXT LINE |



gr'eftalk helpline

0808 802 0111

Weekdays 9am-9pm

 **CHAT**

 **EMAIL**

 **CALL**

**gr'ef
encounter**

supporting bereaved children & young people

Drugs and Alcohol Help and Advice

Redbridge Fusion NELFT Free and friendly confidential service to young people in the borough of Redbridge under the age of 18.

Station Road Centre, Station Road,
Barkingside,
Essex IG6 1NB

Tel: 020 8708 7801

Fax: 020 8708 7802

Email: fusion@redbridge.gov.uk
Monday to Friday



NHS Foundation Trust

Opening times: 9am-5pm,

FRANK

[Drugs A-Z](#) [News](#) [▼ Help and advice](#) [Contact](#)

Search Q

0300 1236600



**Honest information
about drugs**

<https://www.talktofrank.com>

LGBTQ+

Dear Students,

Pride is a movement which celebrates diversity as well as protesting against discrimination and violence as whilst the rights of the LGBTQ+ community have come a long way, there is still not full equality. There is plenty of information online about the history of the development of the rights for the LGBTQ+ community available online, for example –

<https://www.bbc.co.uk/newsround/40459213>

Remember, Pride is all about inclusivity and diversity. The priority is the promotion of equality and creating a community and a safe space for people to be who they are.

If you, or anyone you know, has any questions about this or feel that they need some support then you can speak to a trusted adult at school such as your Head of Year or Form Tutor. Alternatively, the following websites might be of use –

- **Stonewall**

For further information about LGBTQ+ and support, please see –

<https://www.stonewall.org.uk/>

- **Give us a Shout**

Accessed on –

<https://giveusashout.org/>

Or can be reached 24/7 via text on 85258

- **The Proud Trust**

For information about local support groups, you can use –

<https://www.stonewall.org.uk/>

- **Mermaids** (especially for young people who feel at odds with the gender they have been assigned)

Accessed on - <https://www.mermaidsuk.org.uk/>

Or you can call from Monday-Friday 9am-9pm on **0344 334 0550**

- **Switchboard** (an LGBTQ+ Helpline)

Accessed on –

<http://switchboard.lgbt/> for online chat and email service

Or you can call from 10am-11pm everyday on 300 330 0630

Please look out for some information from me with regard to the Pride Youth Network!

Take care now.

Miss Keith

Pride Youth Network Co-ordinator





WELCOME TO THE PRIDE YOUTH NETWORK!

Years 7-9 Meetings on Week A Monday
Years 10-11 and Sixth Form Meetings on Week B
Monday

Both Meetings are in SF7 from 1:30-2pm!



tootoot)))

Speak Up Speak Out

Log your worries on
tootoot today



Log in on the web
www.tootoot.co.uk



GET IT ON
Google Play



Download on the
App Store

Dear Students

Woodford County High School subscribes to Tootoot, this is an online reporting platform and app for students. We are aware that there may be times when you may not feel comfortable to speak to someone face- to face about your concerns, or may be concerned about being identified or potentially making matters worse.

With Tootoot, you are able to safely and anonymously report your concerns and worries to mentors (WCHS safeguarding and pastoral team), so use this as a first step to resolving your concerns. ***Although anonymous please be aware that in the event of a serious safeguarding issue, (i.e. where a student is in danger of imminent harm) it would be possible for the Designated Safeguarding Leads to gain access to identify the student.***

Tootoot is accessible anywhere, anytime and on any internet-enabled device, if there is something that is concerning your, or making you feel unsafe (whether an issue personal to you or a wider concern about others in school) you can use this platform to raise your concern. School should be a safe place where you can grow in confidence and learn, no one should ever be bullied. When reporting you will also be able to attach supporting evidence, such as images, screenshots or documents etc.

Ms Hasler and Mrs Easton, as well as the school's Student Guidance Officer Mrs Holman and Assistant Student Guidance Officer Mrs Menon, will be happy to discuss any concerns you may have in person.

Please note that Tootoot **should not** be used for day to day school-related questions, please speak to your form tutor, teachers or Key Stage Administrator for these. You are also able to contact your teachers via email who will get back to you during a school day.

Keep an eye out for an email from Tootoot with your login details, which will be sent out via the Tootoot system. Your accounts are linked to your school email therefore should you forget your details going forward, you will always be able to use the "Forgotten your login/password?" feature on the home page to receive a password reset link.

Regards

Mrs Del Giudice

Network Manager



Chingford
Cricket Club

Chingford Cricket Club

'Forest Side' ground, Kimberley Way, Chingford E4 6DE



Free Cricket for Girls



**Every Friday from July 15th through to
The end of September
5.45pm – 6.45pm**



Male and Female ECB qualified coaches



**For more info contact Mark Campbell on
07958021005 or email
drmarkcampbell@blueyonder.co.uk**



REDBRIDGE **YOUTH HUB**

**A virtual one-stop shop for
young people aged 16-24**

Find information and resources on

- ◆ education
- ◆ employment
- ◆ careers advice
- ◆ training
- ◆ apprenticeships
- ◆ managing money
- ◆ health and
well-being support



www.redbridge.gov.uk/youth-hub

