

# Woodford County High School



## *Weekly Student Bulletin*



Tuesday 4<sup>th</sup> October 2022

Issue No 55

### Welcome to Bulletin No 55

The aim of this bulletin is to give you important information and reminders from your Heads of Year or other members of staff.

It will include information about events taking place at and around school that you can take part in.

Also there will be wellbeing and support advice as well as reminders about how to access support if you should need it.

In this edition:

#### **Updated Total House Points**

#### **NEW Five Penny Race**

Share Kindness Online – 10 Ways

Brighten Someone's Day Online

Online Bullying

Important Safeguarding Information

Maths Club

Gardening Club

Music Extra-Curricular Timetable

PE Extra Curricular

Prisons Club

The Parallel Universe

Ms Horn's Webinars – Autumn 2022

Meet the Safeguarding and Pastoral Team

Wellbeing pages: Anxiety Strategies/Panic

Attacks/Anger Management

Techniques

50 Ways to Take a Break

99 Coping Skills

5 Ways to Wellbeing

#### **How to access Support**

Mindfulness:

The Body Scan and Beditation/Everyday Mindfulness/

Being in the present moment

Mindful Walking

One Minute Meditation

Mindful Eating Script

#### **NEW Sleep Hygiene**

My Circle of Control

Help Lines – mental health

Bereavement help line

Drug and Alcohol Help and Advice line

LGBTQ+

Pride Youth Network meetings

Tootoot

#### **COMPETITION –**

Imagine the Future – Global Design Competition

#### **COMPETITION –**

Centre for Personalised Medicine – Art Competition

Redbridge Youth Hub

# House Points total from 1<sup>st</sup> September 2022

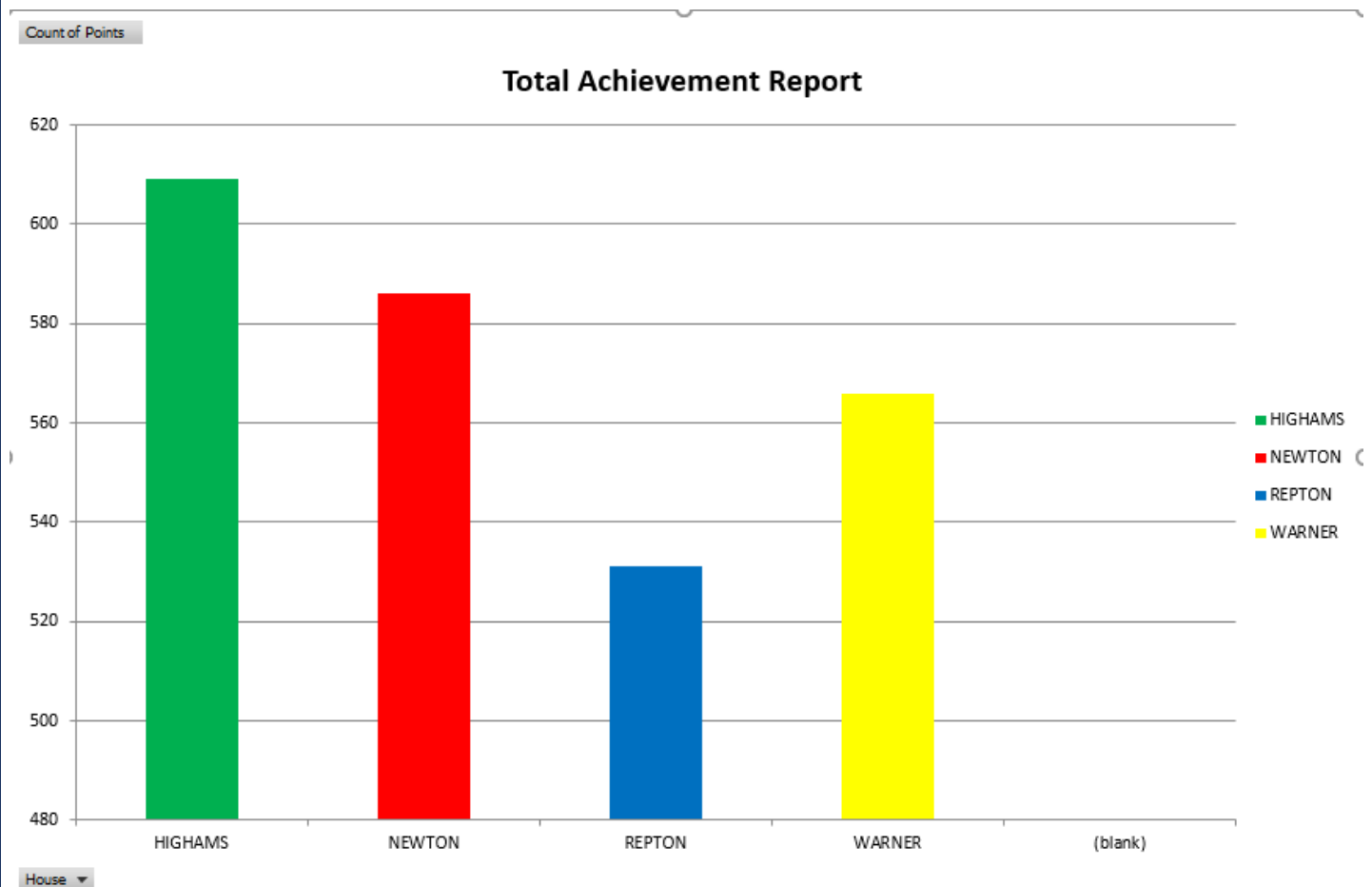
## Weekly Feature

1<sup>st</sup> Highams

2<sup>nd</sup> Newton

3<sup>rd</sup> Warner

4<sup>th</sup> Repton



# FIVE PENNY RACE!!!

**WHAT:** Five Penny Race is an annual competition held between houses to see who can make the most lines of five pennies, and to raise as much money as possible for charity!

**WHY:** We're raising money for Leukaemia Research

**WHEN:** Lunchtime, Tuesday 11<sup>th</sup> October

**WHERE:** Back Terrace

**WE NEED YOUR HELP!** Between now and the 11<sup>th</sup> October, Your House needs you to collect as many 5ps as possible, which you can either give to your Head of House, a member of Your House Committee, or bring them along on the day itself!!

We also need your support on the day to lay as many 5ps as possible during the allowed time, and so please come along at lunchtime and join in – everyone welcome!!!



# 10 Ways You Can SHARE KINDNESS ONLINE

Last year, around one in five young people aged 10–15 in England and Wales admitted experiencing online bullying: most commonly being insulted or sworn at, or having hurtful messages sent about them. To someone who's being bullied, the world can seem like a bleak, negative place – but just one kind word can be a ray of hope: a turning point that brightens their day and refreshes their perspective. That's why 'One Kind Word' is the theme of Anti-Bullying Week 2021. We're supporting this year's event by bringing you ten top tips for beating online bullying by replacing it with kindness.

## 1 PRAISE WHERE IT'S DUE

Sometimes a friend or relative might post online about something they're proud to have achieved: maybe an exam they've passed, a new skill they've learned or a task they've completed. Celebrate their hard work and determination by being kind enough to praise them for it publicly.

## 2 REACH OUT

It's not always easy to tell what kind of mood someone is in just from what they post online. Simply dropping somebody a message to say 'hi', to ask if they're OK or to tell them that you're thinking of them could totally make their day.

## 3 RECOMMEND FUN THINGS

If there's something you enjoy doing online – perhaps you play a particular game, or you've found a really cool site – share it with someone you think will enjoy it. Even recommending a film or TV show you think they'll like can bring a little happiness to someone who really needs it.

## 4 OFFER TO HELP

Sometimes you might see a friend or family member posting a question online or asking for help with something they can't do themselves. Don't just ignore it – if you can help, get in touch. Something that's difficult for them might be no trouble for you!

## 5 POST POSITIVELY

Lots of people seem to go online purely to complain about things or be negative. Just because you're communicating online (and not face to face) doesn't mean you can't be positive, though! Post about things that make you happy and that you're thankful for. It could brighten someone else's day.

## 6 SHOW YOUR APPRECIATION

If somebody that you know has done something positive or shown kindness themselves, go online and thank them with a message or a post. Expressing your gratitude costs nothing and showing someone that you appreciate them will really make them feel good.

## 7 BE UNDERSTANDING

Showing empathy towards others is an act of online kindness which often gets overlooked. If you notice that someone you know is upset, drop them a message. Sometimes people just need someone else to listen to them and understand their situation.

## 8 SHARE INSPIRATIONAL POSTS

When you see something online that inspires you or makes you feel happy, share it with people you know. A spot-on quotation, a beautiful photo or an uplifting video can lift someone's spirits and help them to feel better about life.

## 9 THINK BEFORE COMMENTING

Thinking before we act can be just as important as acting in the first place. Taking a second to consider what you're saying in advance could stop you from posting something negative, hurtful or offensive – even if you don't mean to. It's better to post positively or not post at all.

## 10 LIKE, LOVE AND ENGAGE

If somebody posts something that you like on social media, don't just scroll past – take the time to like it, love it or leave an appreciative comment! Reacting positively to other people's posts might seem like a small gesture but could mean a lot to them.

## Meet Our Expert

Carly Page is an experienced technology journalist with more than 10 years of experience in the industry. Previously the editor of tech tabloid *The Inquirer*, Carly is now a freelance technology journalist, editor and consultant.



**NOS** National Online Safety®  
#WakeUpWednesday



[www.nationalonlinesafety.com](http://www.nationalonlinesafety.com)



@natonlinesafety



/NationalOnlineSafety



@nationalonlinesafety

Users of this guide do so at their own discretion. No liability is entered into. Current as of the date of release: 17.11.2021



# BRIGHTEN SOMEONE'S DAY ONLINE

Tiny actions can have a huge impact. Here are our suggestions for making someone smile online!

VIDEO  
CALL A  
RELATIVE

SHARE  
UPBEAT  
PLAYLISTS

SHARE A  
FUNNY  
POST

SHARE  
THROWBACK  
PHOTOS

BE KIND  
IN THE  
COMMENTS

SEND  
HAPPY  
VOICE  
NOTES

PLAY  
GAMES  
WITH  
MATES

SEND  
A KIND  
MESSAGE

Share  
GOOD  
NEWS

Share posts  
FROM YOUR FAVOURITE  
CHARITIES

COMIC  
RELIEF

RED  
NOSE  
DAY



National  
Online  
Safety®

#WakeUpWednesday



What children need to know about

# ONLINE BULLYING



## What is online bullying?

ONLINE BULLYING – ALSO KNOWN AS CYBERBULLYING – IS BULLYING THAT TAKES PLACE ON THE INTERNET OR VIA ELECTRONIC DEVICES AND MOBILE PHONES. IT CAN INCLUDE:

1. SENDING SOMEONE MEAN OR THREATENING EMAILS, DIRECT MESSAGES OR TEXT MESSAGES
2. HACKING INTO SOMEONE'S ONLINE ACCOUNT
3. BEING RUDE OR MEAN TO SOMEONE WHEN PLAYING ONLINE GAMES
4. POSTING PRIVATE OR EMBARRASSING PHOTOS ONLINE OR SENDING THEM TO OTHERS
5. CREATING FAKE SOCIAL MEDIA ACCOUNTS THAT MOCK SOMEONE OR TRICK THEM
6. EXCLUDING SOMEONE FROM AN ONLINE CONVERSATION OR BLOCKING THEM FOR NO REASON



## BE KIND ONLINE

BEFORE PRESSING 'SEND' ON COMMENTS, ASK YOURSELF THESE 3 QUESTIONS...

1. WHY AM I POSTING THIS?
2. WOULD I SAY THIS IN REAL LIFE?
3. HOW WOULD I FEEL IF SOMEBODY SAID THIS TO ME?



National  
Online  
Safety

#WakeUpWednesday



## Why does it happen?

GOING ONLINE MAKES IT EASIER FOR PEOPLE TO SAY AND DO THINGS THEY PROBABLY WOULDN'T DO FACE TO FACE. ONLINE BULLIES DON'T GET TO SEE THEIR VICTIMS' REACTIONS IN REAL LIFE, SO THIS CAN COOON THEM FROM THE REAL DAMAGE THAT THEY ARE DOING. QUITE OFTEN, PEOPLE BULLY BECAUSE THEY ARE GOING THROUGH SOMETHING DIFFICULT THEMSELVES AND TAKING IT OUT ON OTHERS IS THE ONLY WAY THEY KNOW HOW TO GET CONTROL OF THEIR OWN EMOTIONS.

## How does it feel to be bullied?

BEING BULLIED CAN IMPACT ON YOUR SELF-ESTEEM, CONFIDENCE AND SOCIAL SKILLS. BECAUSE IT HAPPENS ON YOUR PHONE, TABLET OR COMPUTER, IT CAN FEEL LIKE YOU ARE UNDER THREAT EVEN WHEN YOU'RE IN A SAFE ENVIRONMENT, SUCH AS YOUR BEDROOM. DON'T FORGET...IT IS NOT YOUR FAULT IF YOU'RE BEING BULLIED.



## Am I an online bully?

SOMETIMES IT ISN'T OBVIOUS THAT WHAT YOU ARE DOING IS WRONG, BUT IF YOU USE DIGITAL TECHNOLOGY TO UPSET, ANGER OR EMBARRASS SOMEONE ON PURPOSE, THIS MEANS YOU'RE INVOLVED IN ONLINE BULLYING. IT MIGHT BE AS SIMPLE AS 'LIHNG' A MEAN POST, LAUGHING AT AN ONLINE VIDEO, OR SPREADING A RUMOUR, BUT THE PERSON BEING BULLIED COULD FEEL LIKE THEY ARE BEING GANGED UP ON. THINK ABOUT HOW IT WOULD MAKE YOU FEEL IF IT HAPPENED TO YOU. EVERYONE CAN MAKE MISTAKES, BUT IT'S IMPORTANT TO LEARN FROM THEM – GO BACK AND DELETE ANY UPSETTING OR NASTY POSTS, TWEETS OR COMMENTS YOU'VE WRITTEN.

## Who do I tell?

YOU DON'T HAVE TO DEAL WITH THE BULLYING ON YOUR OWN. TALK TO AN ADULT THAT YOU TRUST – A PARENT, GUARDIAN, OR TEACHER. MOST WEBSITES, SOCIAL MEDIA WEBSITES AND ONLINE GAMES OR MOBILE APPS LET YOU REPORT AND BLOCK PEOPLE WHO ARE BOTHERING YOU. YOU COULD ALSO CONTACT CHILDLINE (WWW.CHILDLINE.ORG.UK), WHERE A TRAINED COUNSELLOR WILL LISTEN TO ANYTHING THAT'S WORRYING YOU – YOU DON'T EVEN HAVE TO GIVE YOUR NAME.



## How do I prove it?

WHEN CYBERBULLYING HAPPENS, IT IS IMPORTANT TO DOCUMENT AND REPORT THE BEHAVIOUR, SO IT CAN BE ADDRESSED – RECORD THE DATES AND TIMES WHEN CYBERBULLYING HAS OCCURRED, AND SAVE AND PRINT SCREENSHOTS, EMAILS, AND TEXT MESSAGES.

## How can I stay safe?

MAKE SURE YOUR PRIVACY SETTINGS ARE SET SO THAT ONLY PEOPLE YOU KNOW AND TRUST CAN SEE WHAT YOU POST. NEVER GIVE OUT PERSONAL INFORMATION ONLINE, SUCH AS IN PUBLIC PROFILES, CHAT ROOMS OR BLOGS, AND AVOID FURTHER COMMUNICATION WITH THOSE SENDING THE MESSAGES. KEEP AWARE OF FAKE PROFILES AND INTERNET USERS PRETENDING TO BE SOMEONE THAT THEY ARE NOT.



## IMPORTANT SAFEGUARDING INFORMATION

Dear All

Below is a link to safeguarding information from the NSPCC. It also contains very helpful information to make you aware of the dangers that young people may face. Please take a look it is very informative.

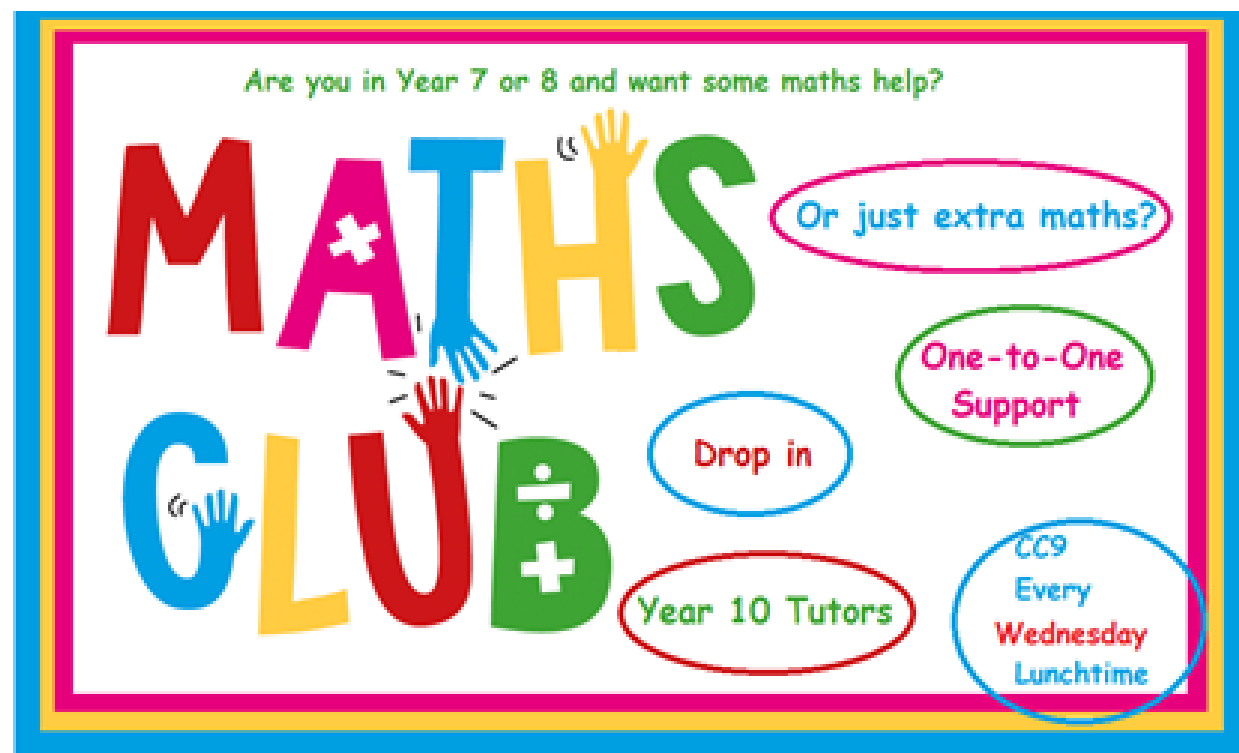
It includes some information about bullying and cyberbullying; child sexual exploitation; criminal exploitation and gangs; online abuse, child trafficking; sexual abuse; domestic abuse, emotional abuse, female genital mutilation, neglect, non-recent abuse and physical abuse.

<https://www.nspcc.org.uk/what-is-child-abuse/types-of-abuse/>

If anything you read rings true to you, please come and speak to either Mrs Greenfield, Mrs Holman, Mrs Marku, Mrs Kaye or Mrs Menon.

Be safe

Mrs Greenfield



Maths Club is a drop in session open to all Year 7 and Year 8 students run by Ms Gribble and older students. Students will normally receive one-to-one support and can ask for maths challenges or specific maths topics they would like help with.

The sessions start at 1:40pm and finish by 2:20pm in CC9.





# Gardening



Gardening club is a fun way to directly impact the school grounds.

We grow vegetables, create bouquets for events and this year we're launching a Gardener's journal.

Gardening club is also available for yr. 10s DofE skill or volunteering section

Timings: Week A Thursday 1:30 PM

Week B Wednesday 1:30 PM- in the square courtyard outside the RS block

Open to years 7 to 11

Contact: Amanah Amin on teams not email.

or come to N9 at Wednesday lunchtime from 1: 40- 2:00



## Music Extra-curricular Timetable: Autumn 2022

	Monday	Tuesday	Wednesday	Thursday	Friday
<b>Lunchtime</b>	<b>Junior Choir</b> (SF1) 13:30- 14:10  <b>Brass Ensemble</b> MTH (SF2) 13:45-2:15  <b>Kalimba Club</b> (Jubilee Rooms) 13:45-14:20	<b>Junior Band</b> IBO (SF1) 13:30- 14:10  <b>Musical Theatre club</b> (Conference room) 13:40-14:15	<b>Jazz Band</b> KHN (SF1) 13:40-14:15  <b>String orchestra</b> IBO (Conference Room) 13:40-14:15  <b>Carnatic Ensemble</b> Jubilee Room 1 13:40-2:15	<b>Senior Choir</b> KHA (SF1) 13:40- 14:15  <b>Theory and GCSE/A-level support</b> IBO (SF2) 13:40-14:15	<b>Orchestra</b> IBO (SF1) 13:40-14:15  <b>Guitar and Ukulele Ensemble</b> (SF2) 13:40-14:15
<b>After school</b>		<b>Chamber groups</b> IBO (SF1/2) 15:45-16:30			



## P.E. EXTRA-CURRICULAR TIMETABLE

Clubs will be starting from next week (12<sup>th</sup> September).

Year7 netball trials on Wednesday next week which is the 14<sup>th</sup> September

	<u>Mon</u>	<u>Tues</u>	<u>Weds</u>	<u>Thurs</u>	<u>Fri</u>
<b><u>Before School</u></b> <b><u>7.50-8.20am</u></b>	All Years – Badminton Sports Hall KST	All Years – Volleyball Sports Hall VJA			
<b><u>Lunchtime</u></b> <b><u>1.30-2pm</u></b>	All Years – Basketball Sports Hall VJA  All years Dance Dance studio STA	All years football Sports Hall/Field STA		Badminton Sports Hall VJA  All years Fitness Dance Studio/Field STA  All Years – Athletics Sports Hall/Field KRI	
<b><u>Afterschool</u></b> <b><u>3.45-4.45pm</u></b>	A.S.C self defence Sports hall  All years – Games (dodgeball / kickball etc.) Courts KST	Boxing External Coach Year 10 & 11 (Sign up required) KRU  A.S.C JIU JITSU Sporthall	Netball Training/Fixture (courts) STA VJA KRU KRI	Trampolining – All Years KRU  A.S.C DANCE DANCE STUDIO	

**WCHS - ECTT – Term 1**

**Term 1 sports – Rugby, Netball, Football, Volleyball, Trampolining, Badminton,**

**Basketball, Dance, Fitness, GCSE Theory, Cross Country**

STA: 4	VJA: 4	KRU: 3	KRI: 2	KST: 2	SD: 1
--------	--------	--------	--------	--------	-------



Please follow the PE Department on Instagram  
@wchsukpe for all the latest updates



Come and join us for

# Prisons Club

Fridays after school 3.45—4.10pm in the Sports Hall

Run by Lilla in Year 11 and supervised by Miss Gribble

Years 9,10 & 11 welcome

Free to attend

Team B's Prison	Team A	Team B	Team A's Prison
-----------------	--------	--------	-----------------



# ***The Parallel Universe***

**Dear Parents and Students,**

This is a quick note to recommend a website that offers students a chance to complete some extra maths each week, building on the work done in the classroom.

The Parallel Universe:

- is completely free;
- offers a weekly maths problem sheet, known as a Parallelogram;
- offers a live online maths circles, where students can learn from some of the best maths educators in the world;
- offers programmes tailored to each age group, from 9 to 18 years old;
- awards certificates and diplomas to students who complete Parallelograms and attend Maths Circles.

There is no obligation to get involved, but we think this is a great opportunity for keen maths students to stretch themselves and explore mathematical concepts beyond the classroom. This is also ideal for students who want to go on to study science or engineering.

The Parallel Universe is the brainchild of Dr Simon Singh MBE, whose book about Fermat's Last Theorem was the first maths book to become a No. 1 bestseller in the UK. He will be delivering many of the maths circles and he has created all of the Parallelograms.

Students or parents can find out more or create a free account by visiting [parallel.org.uk](https://parallel.org.uk)

<https://parallel.org.uk/short-note>

Yours sincerely,

Ms Lloyd

Head of Mathematics



# Autumn 2022 Webinars

See Mrs Horn, in the Library for further details.



## October 2022

- ▶ 3<sup>rd</sup> October @ 3.35pm Media & Comms: Creative Media Production
- ▶ 3<sup>rd</sup> October @ 3.45pm Liberal Arts & Natural Sciences: Interdisciplinary Problem Solving
- ▶ 5<sup>th</sup> October @ 11.00am History: Why Did Germans Vote for Hitler?
- ▶ 5<sup>th</sup> October @ 11.15am Biology: Understanding & Tackling Diabetes
- ▶ 5<sup>th</sup> October @ 4.15pm English: Othello
- ▶ 6<sup>th</sup> October @ 10.30am English: Sonnet 116 - Accessing Shakespeare's Poems & Remaking Texts
- ▶ 6<sup>th</sup> October @ 12.30pm Natural Sciences: Is Fusion Power a Solution to the Energy Crisis?
- ▶ 6<sup>th</sup> October @ 4.15pm Think Tank: Human Rights – Interdisciplinary Perspectives & Debate

See Mrs Horn, in the Library for further details.

## October 2022

- ▶ 17<sup>th</sup> October @ 3.35pm Photography: Focus on Composition
- ▶ 18<sup>th</sup> October @ 11.00am History: Why Did Alternatives to Appeasement Fail?
- ▶ 18<sup>th</sup> October @ 4.15pm Engineering: General vs Specialism @ Uni
- ▶ 19<sup>th</sup> October @ 2.00pm Biology: Organisms & Changes in their Environments
- ▶ 19<sup>th</sup> October @ 4.15pm Astrobiology: Finding Life on Other Planets
- ▶ 20<sup>th</sup> October @ 3.35pm Graphic Design: Branding Tutorial

See Mrs Horn, in the Library for further details.



## October 2022

- 10<sup>th</sup> October @ 3.45pm Liberal Arts & Natural Sciences: Interdisciplinary Problem Solving
- 10<sup>th</sup> October @ 6.00pm History: Historical Interpretation – How Historians Work
- 11<sup>th</sup> October @ 11.00am Criminology: Crime & Deviance
- 11<sup>th</sup> October @ 3.35pm Politics: Democracy & Participation; Trends in National Politics; Social Movements & Political Activism
- 11<sup>th</sup> October @ 4.30pm Computer Science: Solving Coding Problems
- 12<sup>th</sup> October @ 12.45pm Criminology: Assessing the Climate Crisis from a Criminological Perspective
- 13<sup>th</sup> October @ 5.30pm Screenwriting Workshop
- 17<sup>th</sup> October @ 12.45pm Psychopathology: 'Is It Me, Or Is The Whole World Crazy?'  
Psychosocial Approaches to Mental Health & Wellbeing

See Mrs Horn, in the Library for further details.



## November 2022

- 2<sup>nd</sup> November @ 12.45pm Physics: The Science & Future of Hadron Colliders
- 2<sup>nd</sup> November @ 4.00pm Pharmacology: Drug Discover
- 2<sup>nd</sup> November @ 6.00pm Accountancy: Company Accounts
- 7<sup>th</sup> November @ 2.00pm Sociology: Culture & Identity
- 7<sup>th</sup> November @ 4.15pm English: The Great Gatsby
- 8<sup>th</sup> November @ 2.15pm Law: Skills & Insight, Legal Reasoning
- 9<sup>th</sup> November @ 4.15pm Think Tank: NATO – What Is It Good For?
- 14<sup>th</sup> November @ 10.00am History: Radicalism During The English Revolution, 1641-1660
- 14<sup>th</sup> November @ 3.15pm Film: British Film – Social Realism
- 15<sup>th</sup> November @ 1.30pm Aeronautical Engineering: Moving Away from Fossil Fuels

See Mrs Horn, in the Library for further details.

## November 2022

- ▶ 16<sup>th</sup> November @ 12.45pm RS: Religion & Science
- ▶ 16<sup>th</sup> November @ 3.45pm Chemistry: Polymers – Formation, Use & Disposal
- ▶ 16<sup>th</sup> November @ 4.30pm Applying to Uni? – Personal Statements
- ▶ 17<sup>th</sup> November @ 12.30pm Natural Sciences: Chemical Pollution
- ▶ 17<sup>th</sup> November @ 3.35pm US Politics: Constitution As A Scared Text
- ▶ 21<sup>st</sup> November @ 3.35pm Computer Science: From Problem to Programmed Solution
- ▶ 22<sup>nd</sup> November @ 4.15pm MFL: German Uni Film Society – Good Bye, Lenin!
- ▶ 23<sup>rd</sup> November @ 1.00pm Natural Sciences: Unlocking the Brain with Medical Imaging
- ▶ 23<sup>rd</sup> November @ 3.35pm Politics: Skills & Insight – Engaging in Political Debate

See Mrs Horn, in the Library for further details.



## November 2022

- 24<sup>th</sup> November @ 4.15pm Maths: Probability & Its Real World Applications – Markov Chains
- 28<sup>th</sup> November @ 11.15am Biology: Photosynthesis – Efficiency & Environmental Factors
- 29<sup>th</sup> November @ 11.10am Psychology: Research Design, Skills & Insight
- 29<sup>th</sup> November @ 4.30pm HE: Prep for Medic & Healthcare Interviews
- 30<sup>th</sup> November @ 2.15pm Physics: Understanding the Universe with the Astrophysicist's Toolkit
- 30<sup>th</sup> November @ 4.00pm Pharmacy: Do YOU Have What It Takes To Be An Expert In Medicines?

See Mrs Horn, in the Library for further details.



## December 2022

- ▶ 1<sup>st</sup> December @ 9.00am
- ▶ 1<sup>st</sup> December @ 11.00am
- ▶ 5<sup>th</sup> December @ 4.15pm
- ▶ 8<sup>th</sup> December @ 4.15pm

Economics: Labour Market Insights






History: The Origins of British Rule in India



Drama/Theatre: Set Design

Criminology: Miscarriages of Justice

See Mrs Horn, in the Library for further details.

## Meet your Safeguarding and Pastoral Team

				
<b>Ms Pomeroy</b> Headteacher & Deputy Designated Safeguarding Lead	<b>Mrs Greenfield</b> Assistant Headteacher & <b>Designated Safeguarding Lead, SMHL</b> Head of KS3	<b>Mrs Holman</b> Student Guidance Officer & Deputy Designated Safeguarding Lead	<b>Mr Saxton</b> SEND Coordinator	<b>Mrs Kaye</b> Health & Welfare Officer

				
<b>Mrs Menon</b> SEND Officer	<b>Mrs Marku</b> Student Guidance Assistant	<b>Ms Bird</b> Health & Welfare Assistant	<b>Ms Hasler</b> Head of Sixth Form	<b>Dr Ashraf</b> Head of KS4

KEY STAGE 3		
<b>Mrs Hawks</b> Head of Year 7	<b>Mr Mills</b> Head of Year 8	<b>Ms Keith</b> Head of Year 9

KEY STAGE 4		KEY STAGE 5	
<b>Ms Hossein</b> Head of Year 10	<b>Ms Grant/Ms Rehman</b> Head of Year 11	<b>Ms Valente</b> Head of Year 12	<b>Mrs Easton</b> Head of Year 13



## Strategies that can help with anxiety:

### **Breathe slowly and deeply.**

You can count slowly to five as you breathe in, and then five as you breathe out. If this is too much, try starting with shorter counts. If it works gradually breathe out for one or two counts longer than you breathe in. This can help your body to relax.

### **Think of a safe and relaxing place in your mind.**

It could be your bedroom, a grandparent's house, a favourite place in nature or somewhere you have been on holiday. Sometimes holding a memento of a relaxing place, like a seashell or pebble, can help.

### **Try using all five senses together.**

Connecting with what you can see, touch, hear, smell and taste can bring you closer to the present moment and reduce the intensity of your anxiety. You might think about five things you can see, four things you can touch, three things you can hear, two things you can smell and one thing you can taste.

### **Try to do something that helps you to feel calmer.**

This could be running, walking, listening to music, painting, drawing or colouring-in, writing in a journal, baking, watching a favourite film or reading a favourite book.

\*Remember that everyone is different, and that over time you will find the things that work best for you in these moments.\*



## During a panic attack:

- Focus on your breathing. It can help to concentrate on breathing slowly in and out while counting to five.
- Stamp on the spot. Some people find this helps control their breathing.
- Focus on your five senses. For example, taste mint-flavoured sweets or gum, touch where you are sitting, how does it feel or cuddle something soft, listen for sounds around you, what can you smell, look around you, what can you see?
- Try grounding techniques (see below). Grounding techniques can help you feel more in control.
- After a panic attack:
- Think about self-care. It's important to pay attention to what your body needs after you've had a panic attack. For example, you might need to rest somewhere quietly, or eat or drink something.
- Tell someone you trust. If you feel able to, it could help to let someone know you've had a panic attack. It could be particularly helpful to mention how they might notice if you're having another one, and how you'd like them to help you.

## Grounding Techniques

Grounding techniques can keep you connected to the present and help you avoid feelings, memories, flashbacks or intrusive thoughts that you don't feel able to cope with yet. You could try:

- breathing slowly
- listening to sounds around you
- walking barefoot
- wrapping yourself in a blanket and feeling it around you
- touching something or sniffing something with a strong smell.

Focus on the sensations you are feeling right now. You might find it helpful to keep a box of things with different textures and smells (for example perfume and some smooth stones) ready for when you need it.

# Anger Management Techniques

## Relaxation

Not all anger is misplaced, and often it's a healthy, natural response to difficulties.

Simple relaxation tools, such as deep breathing and relaxing imagery, can help calm down angry feelings.

Some simple steps you can try:

- Breathe deeply, from your diaphragm; breathing from your chest won't relax you. Picture your breath coming up from your "gut."
- Slowly repeat a calm word or phrase such as "relax," "take it easy." Repeat it to yourself while breathing deeply.
- Use imagery; visualize a relaxing experience, from either your memory or your imagination.
- Nonstrenuous, slow yoga-like exercises can relax your muscles and make you feel much calmer.

Practice these techniques daily. Learn to use them automatically when you're in a tense situation.

## Restructure your thoughts

When you're angry, your thinking can get very exaggerated and overly dramatic. Try replacing these thoughts with more rational ones. For instance, instead of telling yourself, "oh, it's awful, it's terrible, everything's ruined," tell yourself, "it's frustrating, and it's understandable that I'm upset about it, but it's not the end of the world and getting angry is not going to fix it anyhow" and may make me feel worse. Logic defeats anger, because anger, even when it's justified, can quickly become irrational. So use cold hard logic on yourself. Remind yourself that the world is "not out to get you," you're just experiencing some of the rough spots of daily life.

## Problem Solving

Sometimes, our anger and frustration are caused by very real and inescapable problems in our lives. Not all anger is misplaced, and often it's a healthy, natural response to these difficulties.

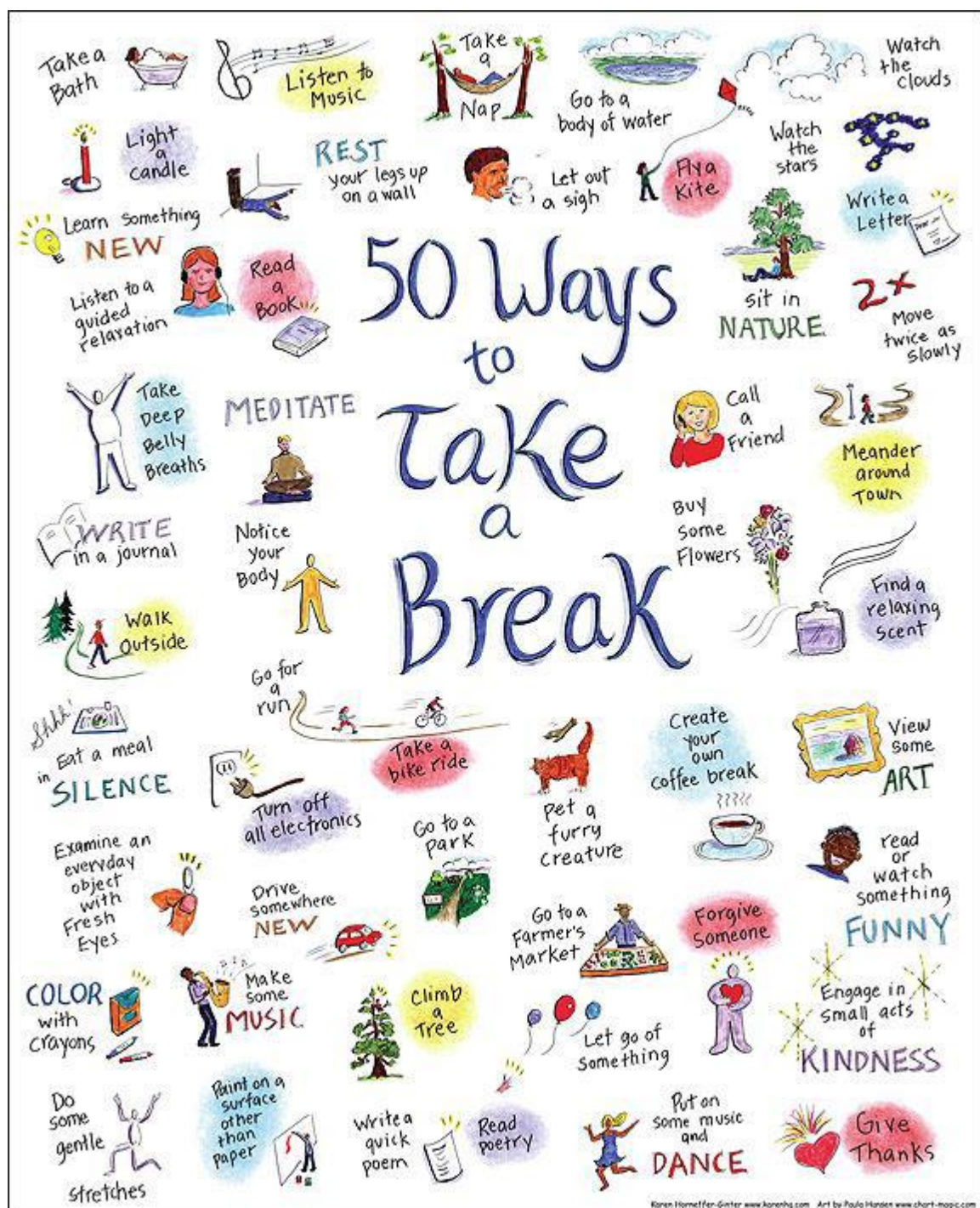
Make a plan, and check your progress along the way. Resolve to give it your best, but also not to punish yourself if an answer doesn't come right away.

Continued./.....

## Better Communication

Angry people tend to jump to—and act on—conclusions, and some of those conclusions can be very inaccurate. The first thing to do if you're in a heated discussion is slow down and think through your responses. Don't say the first thing that comes into your head, but slow down and think carefully about what you want to say. At the same time, listen carefully to what the other person is saying and take your time before answering. Try not to let your anger during a discussion spin out of control. Keeping your cool can keep the situation from becoming a disastrous one.





# 99 Coping Skills

1. Exercise (running, walking, etc.).
2. Put on fake tattoos.
3. Write (poetry, stories, journal).
4. Scribble/doodle on paper.
5. Be with other people.
6. Watch a favorite TV show.
7. Post on web boards, and answer others' posts.
8. Go see a movie.
9. Do a wordsearch or crossword.
10. Do schoolwork.
11. Play a musical instrument.
12. Paint your nails, do your make-up or hair.
13. Sing.
14. Study the sky.
15. Punch a punching bag.
16. Cover yourself with Band-Aids where you want to cut.
17. Let yourself cry.
18. Take a nap (only if you are tired).
19. Take a hot shower or relaxing bath.
20. Play with a pet.
21. Go shopping.
22. Clean something.
23. Knit or sew.
24. Read a good book.
25. Listen to music.
26. Try some aromatherapy (candle, lotion, room spray).
27. Meditate.
28. Go somewhere very public.
29. Bake cookies.
30. Alphabetize your CDs/DVDs/books.
31. Paint or draw.
32. Rip paper into itty-bitty pieces.
33. Shoot hoops, kick a ball.
34. Write a letter or send an email.
35. Plan your dream room (colors/furniture).
36. Hug a pillow or stuffed animal.
37. Hyperfocus on something like a rock, hand, etc.
38. Dance.
39. Make hot chocolate, milkshake or smoothie.
40. Play with modeling clay or Play-Dough.
41. Build a pillow fort.
42. Go for a nice, long drive.
43. Complete something you've been putting off.
44. Draw on yourself with a marker.
45. Take up a new hobby.
46. Look up recipes, cook a meal.
47. Look at pretty things, like flowers or art.
48. Create or build something.
49. Pray.
50. Make a list of blessings in your life.
51. Read the Bible.
52. Go to a friend's house.
53. Jump on a trampoline.
54. Watch an old, happy movie.
55. Contact a hotline/ your therapist.
56. Talk to someone close to you.
57. Ride a bicycle.
58. Feed the ducks, birds, or squirrels.
59. Color with Crayons.
60. Memorize a poem, play, or song.
61. Stretch.
62. Search for ridiculous things on the internet.
63. "Shop" on-line (without buying anything).
64. Color-coordinate your wardrobe.
65. Watch fish.
66. Make a CD/playlist of your favorite songs.
67. Play the "15 minute game." (Avoid something for 15 minutes, when time is up start again.)
68. Plan your wedding/prom/other event.
69. Plant some seeds.
70. Hunt for your perfect home or car on-line.
71. Try to make as many words out of your full name as possible.
72. Sort through your photographs.
73. Play with a balloon.
74. Give yourself a facial.
75. Find yourself some toys and play.
76. Start collecting something.
77. Play video/computer games.
78. Clean up trash at your local park.
79. Perform a random act of kindness for someone.
80. Text or call an old friend.
81. Write yourself an "I love you because..." letter.
82. Look up new words and use them.
83. Rearrange furniture.
84. Write a letter to someone that you may never send.
85. Smile at least five people.
86. Play with little kids.
87. Go for a walk (with or without a friend).
88. Put a puzzle together.
89. Clean your room /closet.
90. Try to do handstands, cartwheels, or backbends.
91. Yoga.
92. Teach your pet a new trick.
93. Learn a new language.
94. Move EVERYTHING in your room to a new spot.
95. Get together with friends and play Frisbee, soccer or basketball.
96. Hug a friend or family member.
97. Search on-line for new songs/artists.
98. Make a list of goals for the week/month/year/5 years.
99. Face paint.

**BOYS TOWN**  
National Hotline

[www.yourlifeyourvoice.org](http://www.yourlifeyourvoice.org)



If you are finding things challenging, as we all do from time to time, do remember to check that you are including the 5 ways to well-being in your daily life, in whatever way you can. Remember the 5 ways to well-being are:

**Connect** (Talk and Listen, feel connected, be there)

**Be Active** (Do what you can: Enjoy what you do: Move your mood)

**Take Notice** (Remember the simple things that give you joy)

**Keep Learning** (Embrace new experience, see opportunities, surprise yourself)

**Give** (Your time, your words, your presence)

It is often helpful to talk through concerns or worries with family or a friend so do both reach out to others and be there for your friends and family should they need to talk to you. Sometimes talking through a worry can really help.

Sometimes it may be helpful for you or a friend to access support to access help outside of or in addition to family and/or friends. You can contact the school in several ways to do this and there are various people who can offer help and support.

## CONFIDENTIALITY

If you speak to a member of school staff about a private matter this will usually remain confidential between you and that member of staff. If the member of staff thinks that it is a good idea to involve someone else such as another member of staff, an external agency or your parents they would talk to you about this and get your consent. However, all members of staff have a duty to pass on information to only the school Safeguarding Team if they had concerns about your own safety or that of another member of the school community. The Safeguarding Team is limited to Mrs Greenfield and Mrs Holman.

## HOW TO ACCESS SUPPORT

**Tootoot** – this is a way of contacting the school anonymously. You can access Tootoot from the School Website and you would have been sent a login to your school email at the start of the year. You can use Tootoot to get help with problems that you are having at school or to report something you are worried about. There is a small selection of staff who will receive your message when it is sent and will endeavour to answer as soon as they can.

**Form tutor** – the first place you should go if you have any problems is to your form tutor. They will offer advice if they can and /or will direct you to the relevant person in the school who can help. Currently you may be able to speak to your tutor at the end of a Teams Meeting or by emailing into the relevant KS Administrator asking your Form Tutor to contact you (you would not need to give any details). You could also get a message to them through Tootoot but would need to give your name so that they would know who to contact.

**Head of Year** – form tutors usually work closely with Head of Year. You can also go directly to your Head of Year if you would prefer to do this.

Continued below/ .....



**Student Guidance Team** – Mrs Holman and Ms Marku are available to speak to you if you have a problem, whether related to school or more personal and will guide you as to the best way to deal with the problem. They may offer to see you again themselves or advise you to see a school counsellor.

**School Counsellor** – Feeling overwhelmed? Scared because your parents are splitting up? Feel like you don't fit in? Sometimes it's just not possible to sort through tough times alone. Problems can build up and you may lose sleep, find you can't concentrate on school work/homework, or even become depressed. When you need to talk to someone, your school counsellor can be a great person to help you through your bad times. They will listen and help. They'll take your problem seriously and work with you to find a good solution. School counsellors are trained to help with most issues. Please speak to your Form Tutor or other member of staff or enquire via Tootoot. Speaking to a counsellor is informal, just like a chat.

Counselling is very informal, like having a chat and the Counsellors may ask questions or give advice. The sessions are about you and is your time to speak about what is worrying you.

Students if you are experiencing low mood or anxiety and would like support for this in the form of eight on-line sessions with an Education Mental Health Practitioner, you can contact Mrs Holman for more information and sign-up.

Mrs Holman is based in the Student Guidance Office, formerly SG4.



### The Body Scan

Mindfully scanning through the body, starts with breathing into the toes and feet, working all the way up the legs into the abdomen, through the belly and upper torso, moving to the hands and arms, the shoulders and neck, then into the face and back of the head, and finally ends at the crown. Lying down meditation focuses attention systematically on the whole body. Widening the scope of awareness to include every part of our physical being, this practice reminds us that we are more than simply residents of our own head.

It can be especially recuperative if we allow ourselves to rest in the awareness of being completely relaxed and supported for 10 – 20 minutes each day. A body scan carried out when we are fully awake can revitalise our sense of being alive and present in the moment. Alternatively, our intention may be to fall asleep as we go about deeply relaxing each body part in turn while focusing on breathing into and letting go of tensions that have accumulated during the day.

#### TRY THIS:

### Beditation

1. Lie down on your back in a safe space where you won't be disturbed.
2. Cover yourself with a blanket to keep warm. Or settle down in your bed to sleep.
3. Allow your eyes to close.
4. Place your hands on your belly and gently settle your attention on the rising and falling of your diaphragm as you breath in and out.
5. Take a few moments to feel your whole body lying there, register where you notice the points of contact with the mat or the bed.
6. Take an intentional breath in & imagine the vitality of the inhalation travelling all the way down to into your toes and feet. As you exhale, notice any sensations you feel there.
7. When you are ready to leave the toes and feet, take a deeper breath in and allow any tension or discomfort you find to dissolve in awareness as you exhale and move your attention up into the lower legs and knees.
8. Continue to move up through the rest of your body. If you experience any discomfort such as cramp, it's best to release the tension by moving or massaging away the discomfort before continuing with the scan.
9. The important point is to allow yourself to fully relax, and to drift into sleep as your body pulls you in that direction.
10. If you wish to remain awake, try doing the body scan on a yoga mat with your eyes open during the day.

Here is a link to Professor Mark Williams 40-minute, guided, body scan meditation:

[www.youtube.com/watch?v=OyRNHvPPNbE](https://www.youtube.com/watch?v=OyRNHvPPNbE)

## Everyday Mindfulness

Mindfulness Based Stress Reduction or MBSR is based on the principle of bringing full awareness to the present moment. This detached attitude of mind helps us recognise the physical symptoms of stress and uses focus on the breath to reduce the anxiety caused by constant rumination and worry.

Insight into our habitual thought patterns brings new understanding and increases our ability to focus our attention where it is needed most. The clarity of mind that comes with regular practice explains the renewed interest in this ancient skill, at a time when there is much each of us needs to do to look after our health, the health of others, and protect the biosphere that is our beautiful planet.

A series of calming, guided meditations from the Oxford Mindfulness Centre can be accessed online free of charge. Their website also includes a helpful information section written with young people in mind.

[www.oxfordmindfulness.org](http://www.oxfordmindfulness.org)

### TRY THIS:

#### Being in the present moment

Set aside 10 minutes after a busy day at school. Find a place to sit comfortably where you will not be disturbed. Lower your gaze or let your eyes close. Rest your hands on your lap, palms upwards or fold your hands together. Breathing through your nose, notice where you feel the sensations of inhalation and exhalation most vividly.

Your thinking mind will pull for your attention, when it does, consciously bring your awareness back to the physical sensations of sitting and breathing. Remain upright, so you stay awake. Adjust your posture from time to time if you feel uncomfortable. Imagine you are a mountain.

**Emma Liebeskind**  
Mindfulness Teacher  
*Sixth Form Enrichment*



## Mindful Walking

Walking is something we do every day without stopping to give it a second thought. Given the option, most of us would rather take a lift than walk to the shops. But this simple form of exercise has many stress relieving benefits.

Shirin Yoku or forest bathing is a form of meditative walking that is very popular in Japan. Designed to help people take time away from their screens, Shirin Yoku trails are chosen for their beauty and tranquillity. Forest bathing is known to improve immune function and lowers anxiety.



Mindful walking has been scientifically proven to reduce the harmful physical effects of stress and increase peace of mind. It can be practised outdoors anywhere you feel safe enough to walk with greater awareness.

The steps that follow describe how to perform mindful walking:

### **Preparation for mindful walking:**

- Find somewhere safe to walk where you will not be disturbed: your garden, a city park, country lane, or a busy street – are all equally good.
- Wear comfortable clothing and shoes for walking.
- Stand still and become aware of how you feel.
- Consider your posture, the weight of your body, feet in your shoes, and your muscles as you balance.

### **Mindful walking instructions:**

- Take a few deep breaths and slowly bring your awareness into the present.
- As you begin walking notice how your feet feel when they make contact with the ground.
- Slow down and notice the sights & sounds around you.
- Deepen your breathing if it feels comfortable.
- When your mind drifts, gently guide your thoughts back to the sensations of walking and breathing.
- Continue walking for as long as you feel safe and comfortable.

Mindful walking is free and doesn't require any specialist equipment. Half-term may provide the perfect moment for you to try this form of moving meditation for yourself.

Emma Liebeskind  
Mindfulness Teacher

## One-Minute Mindful Meditation

**Note:** Play any light instrumental, forest or waterfall music from YouTube

### Script

Sit erect in a straight-backed chair. If possible, bring your back a little way from the rear of the chair so that your spine is self-supporting. Your feet can be flat on the floor. Close your eyes or lower your gaze.

Focus your attention on your breath as it flows in and out of your body, Stay in touch with the different sensations of each in-breath and each out-breath. Observe the breath without looking for anything special to happen. There is no need to alter your breathing in any way.

After a while, your mind may begin to wander. When you notice this, gently bring your attention back to your breath, without giving yourself a hard time - the act of realising that your mind has wandered and bringing your attention back without criticising yourself is central to the practice of mindfulness meditation.

Your mind may eventually become calm like a still pond - or it may not. Even if you get a sense of absolute stillness, it may only be fleeting. If you feel angry or exasperated, notice that this may be fleeting too. Whatever happens, just allow it to be as it is.

After a minute, let your eyes open and take in the room again.

## Mindful Eating Script

- ❖ Choose/select a fruit - e.g. raisin, grape, apple, strawberry etc
- ❖ Look carefully at the fruit - what do you notice?
- ❖ Take a few moments to feel the fruit in your hands - how does it feel?
- ❖ Bring it close to your nose - what smells do you notice; sweet, sour, sharp?
- ❖ Bring it close to your ears - what do you hear?
- ❖ Now, I would like you to put it into your mouth but do not chew on it or eat it just yet - spend some time paying attention to the sensations you feel with the fruit in your mouth, on your tongue etc
- ❖ Now you may chew the fruit, but take your time, savour it. Feel the burst of flavour as you bite into the fruit. What other senses, glands, organs are stimulated by it?
- ❖ Now just take a moment to absorb and reflect on the entire process...how did that feel?

## Sleep Hygiene



What is sleep hygiene?

- Sleep hygiene are ways that you can set yourself up for better sleep.
- Strong sleep hygiene means having both a bedroom environment and daily routines that promote consistent, uninterrupted sleep.
- Keeping a stable sleep schedule, making your bedroom comfortable and free of distractions, following a relaxing pre-bed routine, and building healthy habits during the day can all contribute to ideal sleep hygiene.
- 8-10 hours of sleep is recommended for adolescents.
- Everyone can tailor their sleep hygiene practices to suit their needs. Positive habits can make it easier to sleep soundly throughout the night and wake up well-rested.
- Can you think of some more suggestions for good sleep hygiene?





TALK & LISTEN,  
BE THERE,  
FEEL CONNECTED



DO WHAT YOU CAN,  
ENJOY WHAT YOU DO,  
MOVE YOUR MOOD



REMEMBER  
THE SIMPLE  
THINGS THAT  
GIVE YOU JOY



EMBRACE NEW  
EXPERIENCES,  
SEE OPPORTUNITIES,  
SURPRISE YOURSELF



Your time,  
your words,  
your presence

# MY CIRCLE OF CONTROL

I WILL FOCUS ON WHAT I CAN CONTROL



## THINGS THAT ARE OUT OF MY CONTROL

What other people do

Things from the past

Other people's choices

What other people say

How other people feel

The weather

## Helpful websites:

You can text: YM to 85258 for free 24/7 support

<https://youngminds.org.uk/>

Online well-being platform that is accessible through mobile, tablet and desktop and free.

<https://www.kooth.com/>

### HOPELINEUK (PAPYRUS)

Phone: 0800 068 4141

<https://www.papyrus-uk.org/>

Email: [pat@papyrus-uk.org](mailto:pat@papyrus-uk.org)

Text: 07860039967

(Mon – Fri 0900 – 2200 and Sat – Sun 1400 – 2200)

**YOUNG MINDS**

**kooth**



### Sexual Abuse

There is a helpline run by the NSPCC and is available to current or past victims as well as parents, carers or professionals with concerns. The number is 0800 136 663. The helpline is free and anonymous, and will be open Monday to Friday from 8am – 10pm and Saturday to Sunday from 9am – 6pm.



### The Mix Crisis Messenger



**CRISIS TEXT LINE |**



**gr'ef  
encounter**

supporting bereaved children & young people

**gr'eftalk helpline**

**0808 802 0111**

Weekdays 9am-9pm

 **CHAT**

 **EMAIL**

 **CALL**

## Drugs and Alcohol Help and Advice

Redbridge Fusion NELFT Free and friendly confidential service to young people in the borough of Redbridge under the age of 18.



NHS Foundation Trust

Station Road Centre, Station Road,  
Barkingside,  
Essex IG6 1NB

**Tel:** 020 8708 7801

**Fax:** 020 8708 7802

**Email:** [fusion@redbridge.gov.uk](mailto:fusion@redbridge.gov.uk)  
Monday to Friday

**Opening times:** 9am-5pm,

**FRANK**

[Drugs A-Z](#) [News](#) [▼ Help and advice](#) [Contact](#)

Search Q

0300 1236600

**Honest information  
about drugs**

<https://www.talktofrank.com>

# LGBTQ+

Dear Students,

Pride is a movement which celebrates diversity as well as protesting against discrimination and violence as whilst the rights of the LGBT+ community have come a long way, there is still not full equality. There is plenty of information online about the history of the development of the rights for the LGBT+ community available online, for example –

<https://www.bbc.co.uk/newsround/40459213>

Remember, Pride is all about inclusivity and diversity. The priority is the promotion of equality and creating a community and a safe space for people to be who they are.

If you, or anyone you know, has any questions about this or feel that they need some support then you can speak to a trusted adult at school such as your Head of Year or Form Tutor. Alternatively, the following websites might be of use –

- **Stonewall**

For further information about LGBT+ and support, please see –

<https://www.stonewall.org.uk/>

- **Give us a Shout**

Accessed on –

<https://giveusashout.org/>

Or can be reached 24/7 via text on 85258

- **The Proud Trust**

For information about local support groups, you can use –

<https://www.stonewall.org.uk/>

- **Mermaids** (especially for young people who feel at odds with the gender they have been assigned)

Accessed on - <https://www.mermaidsuk.org.uk/>

Or you can call from Monday-Friday 9am-9pm on **0344 334 0550**

- **Switchboard** (an LGBT+ Helpline)

Accessed on –

<http://switchboard.lgbt/> for online chat and email service

Or you can call from 10am-11pm everyday on 300 330 0630

Please look out for some information from me with regard to the Pride Youth Network!

Take care now.

Miss Keith

Pride Youth Network Co-ordinator







# WELCOME TO THE PRIDE YOUTH NETWORK!

**Years 7-9 Meetings on Week A Monday**  
**Years 10-11 and Sixth Form Meetings on Week B**  
**Monday**

**Both Meetings are in SF7 from 1:30-2pm!**



tootoot)))

# Speak Up Speak Out

Log your worries on  
tootoot today



Log in on the web  
[www.tootoot.co.uk](http://www.tootoot.co.uk)



GET IT ON  
Google Play



Download on the  
App Store

Dear Students

Woodford County High School subscribes to Tootoot, this is an online reporting platform and app for students. We are aware that there may be times when you may not feel comfortable to speak to someone face- to face about your concerns, or may be concerned about being identified or potentially making matters worse.

With Tootoot, you are able to safely and anonymously report your concerns and worries to mentors (WCHS safeguarding and pastoral team), so use this as a first step to resolving your concerns. ***Although anonymous please be aware that in the event of a serious safeguarding issue, (i.e. where a student is in danger of imminent harm) it would be possible for the Designated Safeguarding Leads to gain access to identify the student.***

Tootoot is accessible anywhere, anytime and on any internet-enabled device, if there is something that is concerning your, or making you feel unsafe (whether an issue personal to you or a wider concern about others in school) you can use this platform to raise your concern. School should be a safe place where you can grow in confidence and learn, no one should ever be bullied. When reporting you will also be able to attach supporting evidence, such as images, screenshots or documents etc.

Ms Hasler and Mrs Easton, as well as the school's Student Guidance Officer Mrs Holman and Assistant Student Guidance Officer Mrs Menon, will be happy to discuss any concerns you may have in person.

Please note that Tootoot **should not** be used for day to day school-related questions, please speak to your form tutor, teachers or Key Stage Administrator for these. You are also able to contact your teachers via email who will get back to you during a school day.

Keep an eye out for an email from Tootoot with your login details, which will be sent out via the Tootoot system. Your accounts are linked to your school email therefore should you forget your details going forward, you will always be able to use the "Forgotten your login/password?" feature on the home page to receive a password reset link.

Regards

Mrs Del Giudice

**Network Manager**

# Imagine the Future

## Global Design Competition

The Women's Engineering Society have teamed up with Lottie Dolls for this eco-themed competition. Even if you are too old for dolls yourself, you could influence the next generation of eco-conscious children by building a Lottie-sized futuristic building, using recyclable materials found in your home. The winning design will be made into a real wooden building with the winners credited on the packaging.

For more information see:

<https://www.lottie.com/blogs/competitions/lotties-imagine-the-future-design-competition>

If you decide to enter, please send Mrs Peters a copy of your entry.







## Schools Art Competition 2022-2023

What can we measure about our health? Is it possible to measure too many things? Should researchers be allowed to use any measurements collected by the NHS? We want to see what you think!

The Oxford Centre for Personalised Medicine is asking pupils in Years 7-9 to create art about measuring things to do with health and disease. There are loads of different things your art could look at: what might be helpful to measure if someone is ill? Are measurements always right? Who should be able to look at a person's healthcare measurements? We can't wait to see your ideas!

You can make a drawing, a painting, a collage, a sculpture – anything goes as long as it's something you can take a photo of. First prize is £100, and the best entries will form part of a display at a Centre for Personalised Medicine art exhibition in Oxford next year. The deadline for entries is 20th January 2023. More details can be found here: <https://cpm.well.ox.ac.uk/art-competition>

If you decide to enter, please send Mrs Peters a copy of your entry.

# REDBRIDGE **YOUTH HUB**

**A virtual one-stop shop for  
young people aged 16-24**

**Find information and resources on**

- ◆ education
- ◆ employment
- ◆ careers advice
- ◆ training
- ◆ apprenticeships
- ◆ managing money
- ◆ health and  
well-being support



**[www.redbridge.gov.uk/youth-hub](http://www.redbridge.gov.uk/youth-hub)**

